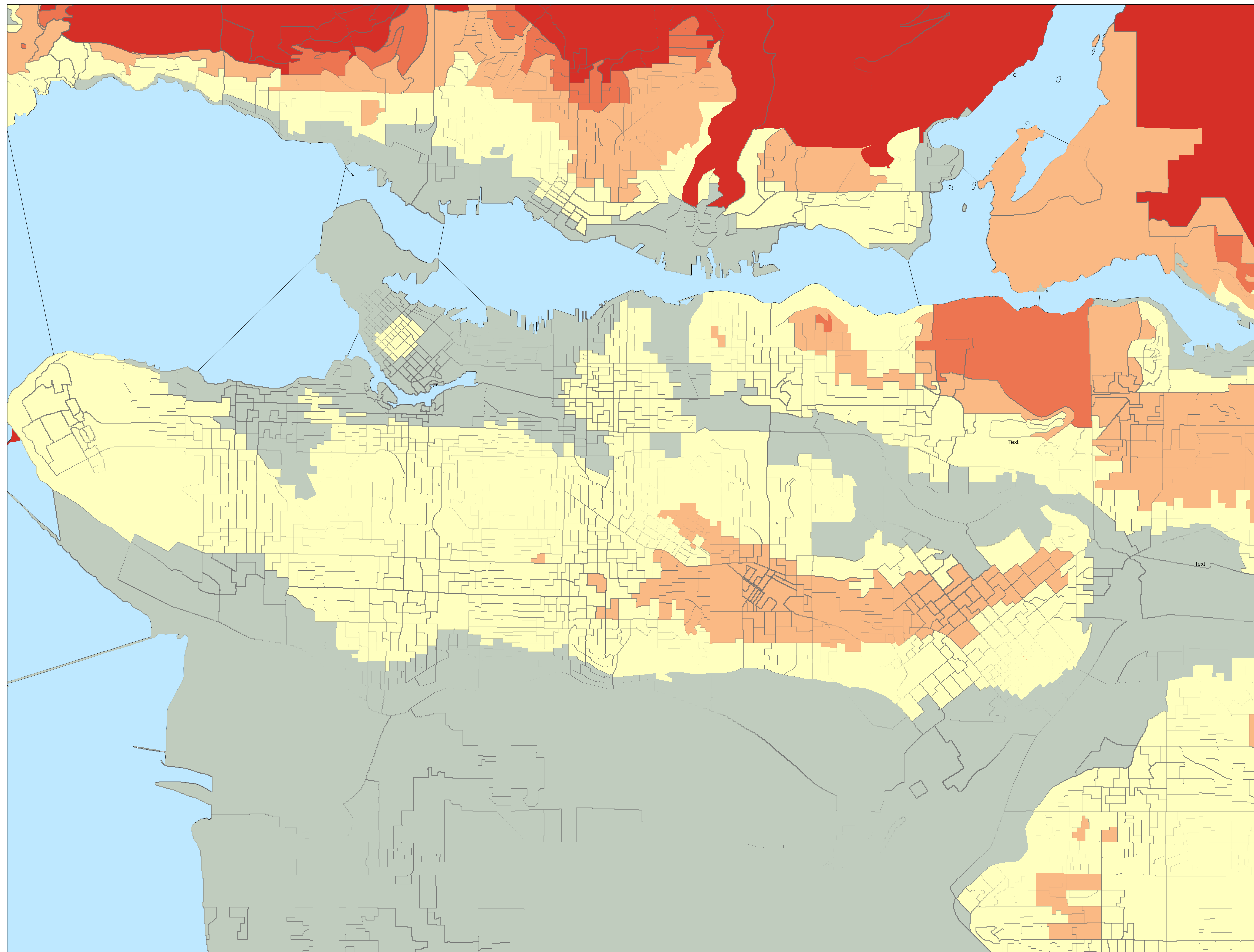





Ordinary Least Squares Analysis





Symbology


 Ocean


Residuals


 < -2.5 Std. Dev.

 -2.5 - -1.5 Std. Dev.

 -1.5 - -0.5 Std. Dev.

 -0.5 - 0.5 Std. Dev.

 0.5 - 1.5 Std. Dev.

 1.5 - 2.5 Std. Dev.

 > 2.5 Std. Dev.

Moran's Index: 0.1477
R-squared: 0.00204

0 1.5 3 6 Kilometers



Dependent Variable: Elevation (m)
Explanatory Variables: Median Monthly Cost of Rent (\$) and Median Income (\$)

Source: Open Data Canada, Census Canada
Affiliation: GEOB 370 UBC
Projection: NAD_1983_UTM_Zone_10N
Name: Alison Deere
Date: April 16, 2020